


Washington Irving Elementary School  
Summer Reading Response Options  
*Summer Activity List*



Keep track of all your summer reading on your log! Respond to each of the books you read using one of the options below. Bring in one or two of your responses, along with your reading log, to show your new teacher!

- Write a brief summary of your book, including characters, setting, plot, conflicts (problem), resolution and themes.
  - Write a personal letter to one of the characters in the story.
  - Create a comic strip retelling the story.
  - Write an alternative ending for the story.
  - Create either a movie poster or new book cover. Make sure whatever design elements you choose are representative
- Write a letter to the author of the book.
  - Write interview questions for a character in the book. Include what the characters responses might be.
  - Write a song or poem about the book
  - Design a timeline for the events in the story
  - Write a chapter from another character's point of view
  - Compare and contrast two of the books that you read


You can also use any of the attached documents to help organize your thinking before you write your response.

RL.1


Name \_\_\_\_\_

Story Mapping


Title and Author



Character



Character



Character

Setting

Problem: \_\_\_\_\_

Event

Event

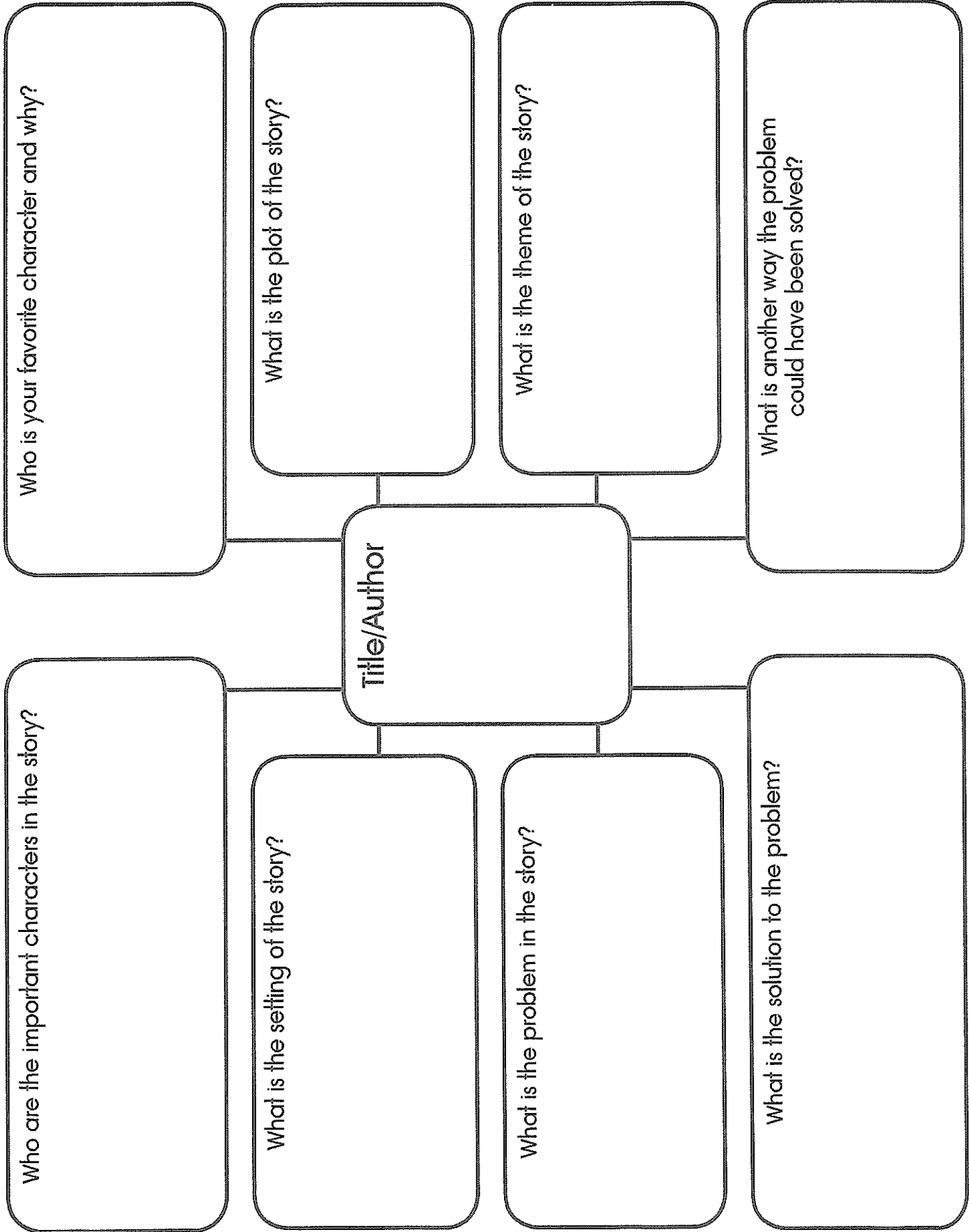
Event

Event

Solution: \_\_\_\_\_

Name \_\_\_\_\_

Story Mapping



RL.4.1

Name \_\_\_\_\_

Retell-A-Story

Retell-A-Story

Title: \_\_\_\_\_

Author: \_\_\_\_\_

Story Sequence	Student's Retelling
<p data-bbox="228 835 378 873">Beginning</p> <p data-bbox="168 894 391 957">Who are the main characters?</p> <p data-bbox="168 989 402 1087">Where and when does the story take place?</p> <p data-bbox="168 1119 383 1182">What happens in the beginning?</p>	
<p data-bbox="250 1245 357 1283">Middle</p> <p data-bbox="168 1304 423 1367">What happens in the middle?</p> <p data-bbox="168 1398 423 1436">What is the problem?</p> <p data-bbox="168 1467 415 1530">What does the main character do?</p>	
<p data-bbox="266 1675 324 1713">End</p> <p data-bbox="204 1734 407 1797">How is the problem solved?</p> <p data-bbox="204 1829 370 1892">How does the story end?</p>	

RL.2

Name \_\_\_\_\_

The Main Events

Title: \_\_\_\_\_


Author: \_\_\_\_\_

1. What happened first?

2. What happened next?

3. What happened then?

4. What happened last?



RL.2

Name \_\_\_\_\_

Retell Review

---

Title: \_\_\_\_\_ Author: \_\_\_\_\_

This story takes place \_\_\_\_\_

\_\_\_\_\_

The characters are \_\_\_\_\_

\_\_\_\_\_

This story begins when \_\_\_\_\_

\_\_\_\_\_

The problem is \_\_\_\_\_

\_\_\_\_\_

An event that happens is \_\_\_\_\_

\_\_\_\_\_

Then, \_\_\_\_\_

\_\_\_\_\_

After that, \_\_\_\_\_

\_\_\_\_\_

The problem is solved when \_\_\_\_\_

\_\_\_\_\_

The story ends by \_\_\_\_\_

\_\_\_\_\_

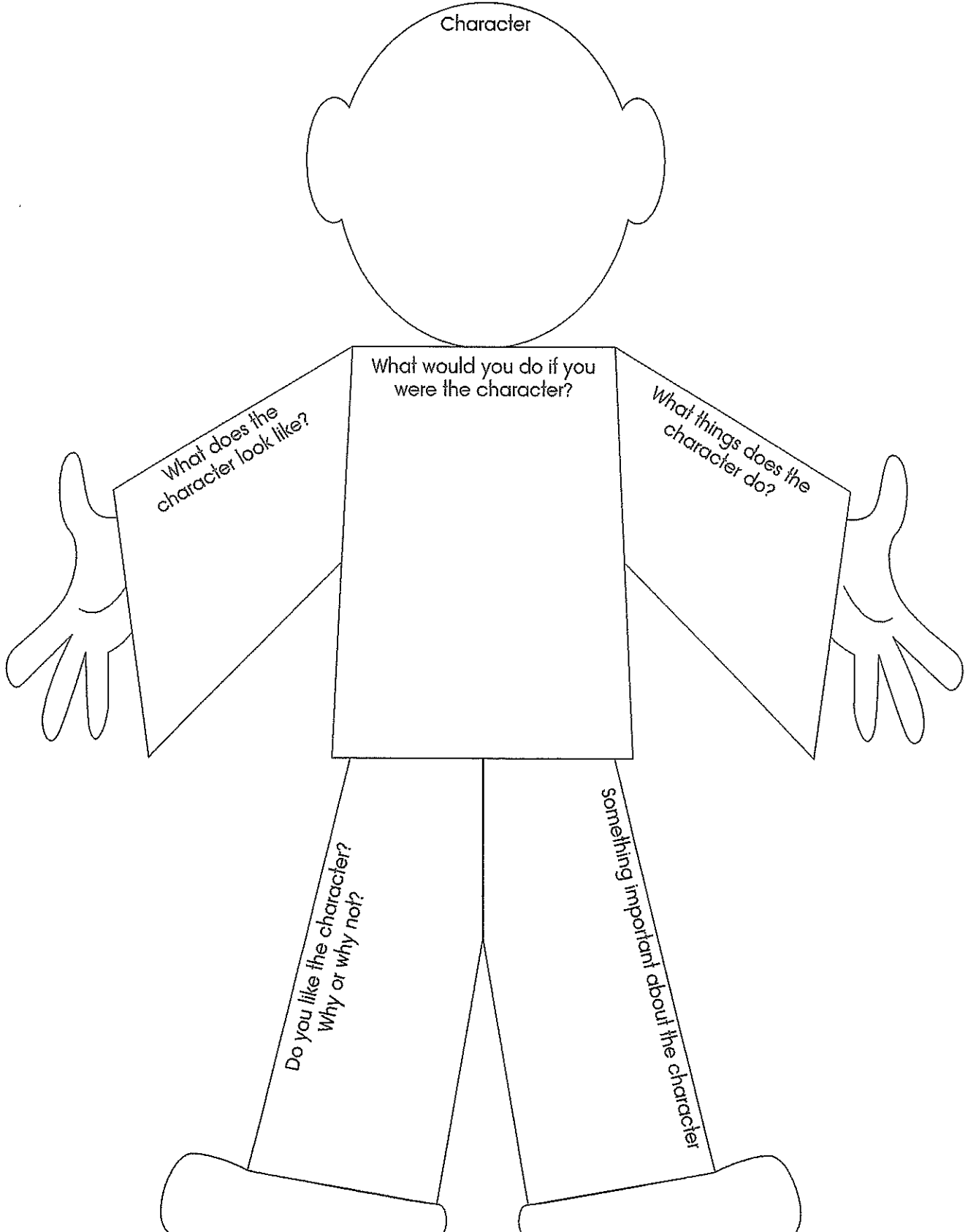
RL.3

Name \_\_\_\_\_

Character Consideration

Title: \_\_\_\_\_

Author: \_\_\_\_\_



Name \_\_\_\_\_

Character Consideration

Title: \_\_\_\_\_ Author: \_\_\_\_\_

How does the character think and feel about the event or problem?

---

---

---

---

How does the character feel about the outcome of the event or problem?

---

---

---

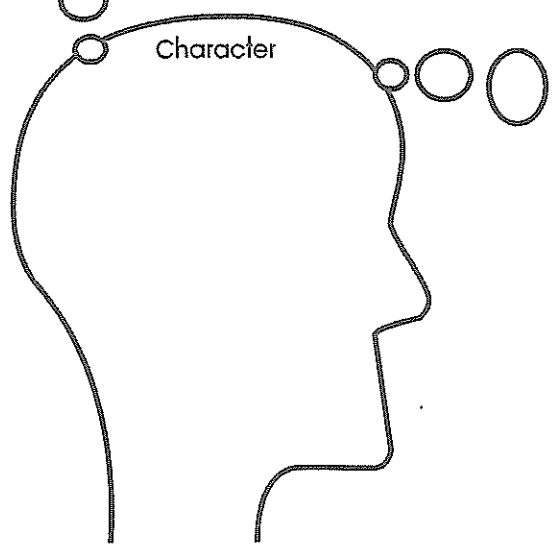
---

Event or problem

---

---

---



How does the character react to the event or problem?

---

---

---

---





Name \_\_\_\_\_

Character Consideration

Title: \_\_\_\_\_ Author: \_\_\_\_\_

Character: \_\_\_\_\_

A character analysis template consisting of four interconnected shapes: a jagged starburst on the left labeled "Actions", a cloud-like shape at the top labeled "Thoughts", a rounded rectangle at the bottom labeled "Trait", and a circular shape on the right labeled "Quotes". The "Trait" box contains a large, faint number "1".

A character analysis template consisting of four interconnected shapes: a jagged starburst on the left labeled "Actions", a cloud-like shape at the top labeled "Thoughts", a rounded rectangle at the bottom labeled "Trait", and a circular shape on the right labeled "Quotes". The "Trait" box contains a large, faint number "2".

A character analysis template consisting of four interconnected shapes: a jagged starburst on the left labeled "Actions", a cloud-like shape at the top labeled "Thoughts", a rounded rectangle at the bottom labeled "Trait", and a circular shape on the right labeled "Quotes". The "Trait" box contains a large, faint number "3".

# Name \_\_\_\_\_

Character Consideration

C.001.SSI

Title: \_\_\_\_\_ Author: \_\_\_\_\_

Character: \_\_\_\_\_

Thoughts

---

---

---

Quotes

---

---

---

Actions

---

---

---

Feelings

---

---

---

Goals

---

---

---

Description

---

---

---

What others say about character

---

---

---

Something else important

---

---

---

Name \_\_\_\_\_

Unfamiliar Word	Explanation of what I did to figure out the word (context clues, word parts, dictionary, other)	Meaning

Name \_\_\_\_\_

Side-by-Side Stories

<p>Title</p>	<p>Shared (characters, setting, events, problem, solution)</p>	<p>Title</p>
<p>Author</p>		<p>Author</p>
<p>Story #1 (characters, setting, events, problem, solution)</p>		<p>Story #2 (characters, setting, events, problem, solution)</p>